
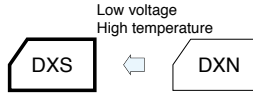


3.6V Miniaturized Low ESR High Temperature Capacitors

GREEN CAP 85°C

- Long life of 3.6V 2000 hours, low ESR in DX series and this size.
- 5mm tall. Max. thin profile (H-shaped).
- Wider temperature range (-25 to +85°C) than battery.
- Miniaturized but can encase up to 0.47F in 11.5×5Lmm case and 1.0F in 19.0×20.5L mm case.
- It excels in rapid charge.
- Ideal for backing up of CMOS's, IC's of camera, microcomputers, RAM's, RTC's and the like used in audio, general electronic device, and others.



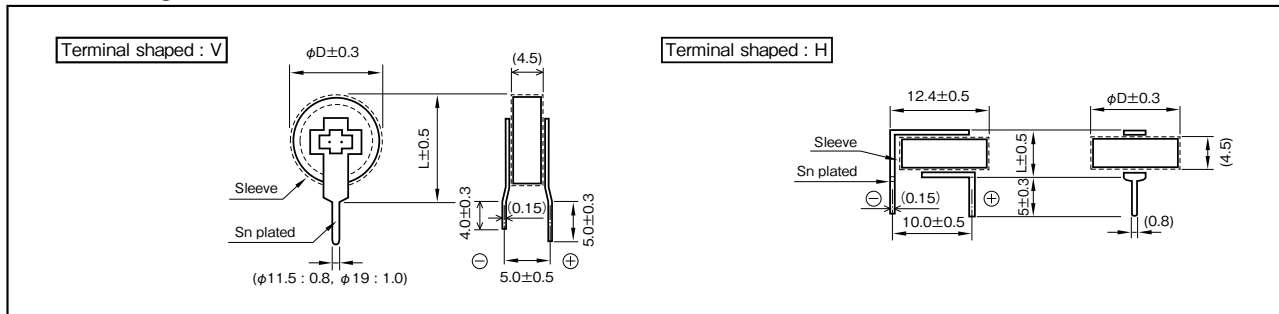
Marking color : White print on a black sleeve

Specifications

Item	Performance	
Category temperature range (°C)	-25 to +85	
Tolerance at rated capacitance (%)	-20 to +80	
Internal resistance at 1 kHz	Rated capacitance (F)	0.047 0.1 0.22 0.33 0.47 0.47 1
	Internal resistance (Ω Max.)	25 25 25 25 25 (φ 11.5) 20 (φ 19.0) 20
Characteristics at high and low temperature	Percentage of capacitance change	Within ±30% of the value at 20°C
	Internal resistance	Less than five times of the value at 20°C
Endurance (85°C)	Test time	2000 hours (φ 11.5 0.47F : 1000 hours)
	Percentage of capacitance change	Within ±30% of the initial measured value
	Internal resistance	Less than four times of the initial specified value
Shelf life (85°C)	Test time : 1000 hours ; Same as endurance.	
Applicable standards	Conforms to JIS C5160-1 2009(IEC 62391-1 2006)	

Outline Drawing

Unit : mm



Part numbering system (example : 3.6V0.22F)						
DXS	—	3R6	□	224	□	U
Series code	Max.operating voltage symbol	Terminal shaped	Rated capacitance symbol	Additional symbol		

Part number is refer to following table.

Note

Do not apply external force to products or terminals as stress such as twisting, bending, pushing, or falling of such products or terminals may remove the terminals, resulting in an open/short circuit or liquid leakage. Avoid applying excessive heat to capacitors during heating of an adhesive curing oven. For details, refer to the precautions in use of DYNACAP.

Standard Ratings

Max. operating voltage (V)	Rated capacitance (F)	ELNA Parts No.	φD×L (mm)
3.6	0.047	DXS-3R6V473U	11.5×13.0
		DXS-3R6H473U	11.5× 5.0
3.6	0.1	DXS-3R6V104U	11.5×13.0
		DXS-3R6H104U	11.5× 5.0
3.6	0.22	DXS-3R6V224U	11.5×13.0
		DXS-3R6H224U	11.5× 5.0
3.6	0.33	DXS-3R6V334U	11.5×13.0
		DXS-3R6H334U	11.5× 5.0
3.6	0.47	DXS-3R6V474SU	11.5×13.0
		DXS-3R6H474SU	11.5× 5.0
		DXS-3R6V474U	19.0×20.5
3.6	1	DXS-3R6V105U	19.0×20.5

*It can charge and discharge with 1.5 times as much current (mA) as rated capacitance.